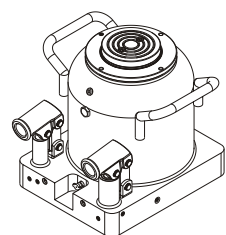


SH 手動式油壓千斤頂

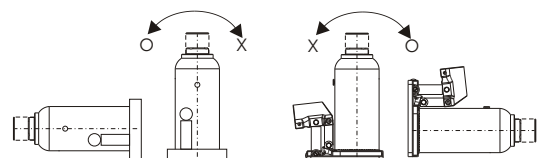
- 碳鋼底座，自動化焊接，品質穩定。
- 主軸採用合金鋼硬鉻處理，耐久不生銹。
- 使用簡便，易攜帶，用途廣泛。



SH-series



SH-100



SH-50A(SG)



SH-20A(SG)



其他選配說明

假如您需要選配其他要求於您所訂製的千斤頂/油壓缸上，請依下列規範字尾增加編號。

充油式壓力錶：(SG)

案例：

SH-20A 選配充油式壓力錶，訂製型號改為 SH-20A(SG)
相關技術諮詢請與SUN RUN取得聯繫。

Optional Features

To add optional features to your jack, add the follow suffixes to the end of the model number.

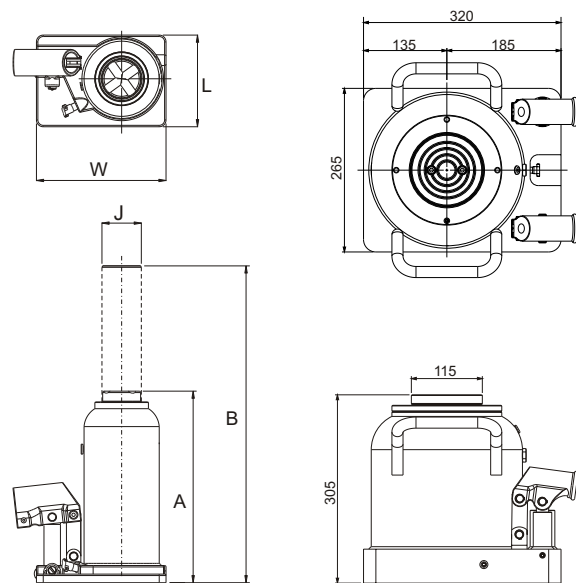
Hydraulic Pressure Gauge :(SG)

Example :

SH-20A with hydraulic pressure gauge, order: SH-20A(SG). Technical specifications for these features are available from SUN RUN.

Manual Hydraulic Bottle Jack

- ※ Carbon steel base with automatic welding makes stable quality.
- ※ Alloy steel plunger with chrome plated.
- ※ Easy to use, carry & extensive applications.



SH-series

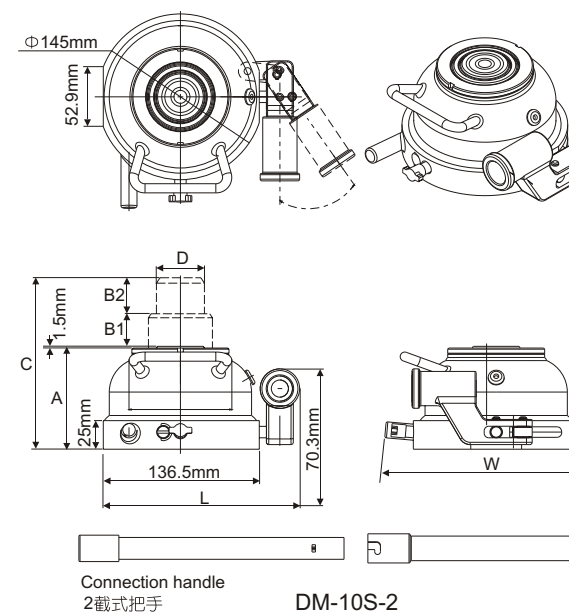
SH-100

DM 雙層式手動千斤頂

- 碳鋼底座，自動焊接，品質穩定。
- 主軸採用合金鋼硬鉻處理，耐久不生銹。
- 使用簡便，易攜帶，用途廣泛。
- 本體低、揚程高。

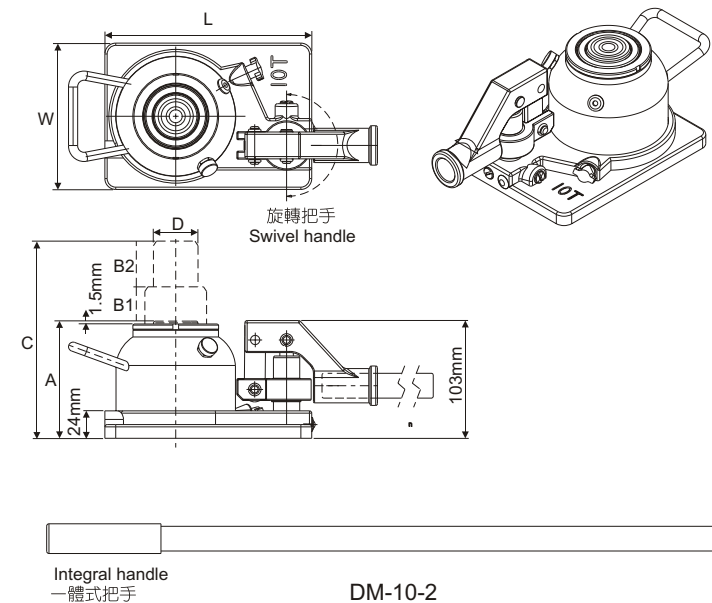
DM Two-stage-Telescopic Jack

- ※ Carbon steel base with automatic welding makes stable quality.
- ※ Alloy steel plunger with chrome plated.
- ※ Easy to use, carry & extensive applications.
- ※ With long travel from low position.



Connection handle
2截式把手

DM-10S-2



Integral handle
一體式把手

DM-10-2

型號 Model Number	能力 Capacity (ton)	揚程 Stroke (mm)	本身高 Min. Height A (mm)	伸長總高 Ext. Height B (mm)	主軸直徑 Plunger Diam. J (mm)	底座尺寸 Base Dimensions L x W (mm)	輔助高 Auxiliary Height (mm)	總重 Weight (kg)
SH-05	5	137	204	341	30	90 X 110	56	3.5
SH-05B		111	199	310	32	82 X 142	72	5
SH-10A	10	134	238.5	372.5	42	105 X 166	85	8.2
SH-10B		80	169	249	42	105 X 166	55	6.4
SH-20A	20	150	267.5	417.5	55	128 X 181	85	13.3
SH-20B		80	187.5	267.5	55	128 X 181	55	10.0
SH-30A	30	154	283	437	62	141 X 197	N / A	19.6
SH-30B		75	183	258	62	141 X 197	N / A	13.8
SH-50A	50	150	305	455	85	200 X 257	N / A	42.3
SH-100	100	145	305	450	115	265 X 320	N / A	85.0

型號 Model Number	能力 Capacity (ton)	揚程 Stroke (mm)	本身高 Min. Ht. A (mm)	階段高度 Stage Ht. (mm)		伸長總高 Ext. Height C (mm)	最高主軸直徑 Top plunger Diam. D (mm)	底座尺寸 Base Dimensions L x W (mm)	柄管尺寸/樣式 Handle tube (mm)	總重 Weight (kg)
				B1	B2					
DM-10S-2	10	60	90	28.5	30	150	42	171.81 X 170	Φ21.7*425/ 2截式 Connection handle	6.8
DM-10-2	10	70	102	31.5	40	172	39	181 X 128	Φ21.7*600/一體式 Integral handle	7.0