

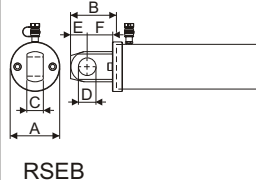
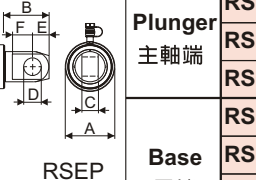

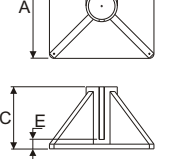
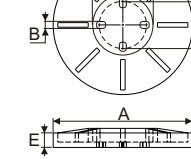
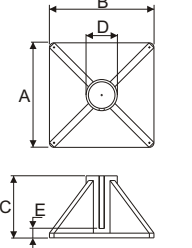
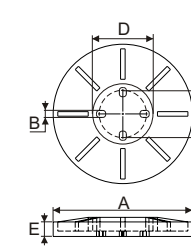
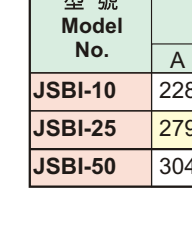



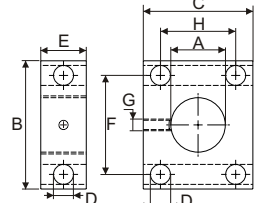
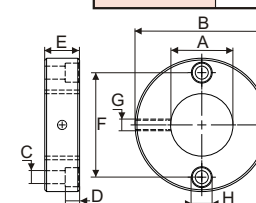
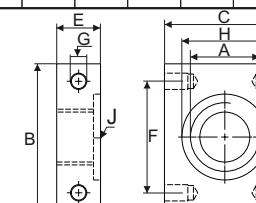
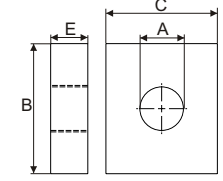
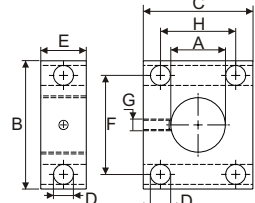
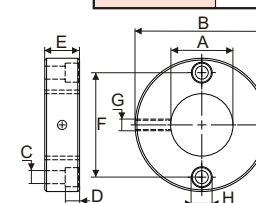
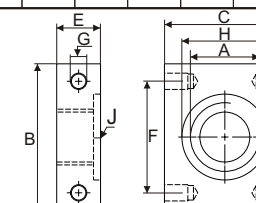
RSE 圓孔U型勾 Clevis Eyes

 RSEB  RSEP	 RSEB  RSEP	型式 Type	型號 Model No.	圓孔U型勾尺寸 Clevis Eyes Dimensions (mm)					
		Plunger 主軸端	RSEP-5	28	41	14	16	16	19
		RSEP-10	42	61	25	22	25	28	
		RSEP-25	57	74	38	31	31	35	
		RSEB-5	44	47	14	16	16	25	
		RSEB-10	63	66	25	22	25	35	
		RSEB-15	76	66	25	22	25	35	
		RSEB-25	95	79	38	31	31	41	

JSBI 底座支撐架 Base Plate

 JSBI-10  JSBI-25  JSBI-50	 JSBI-10  JSBI-25  JSBI-50	型號 Model No.	尺寸 Dimensions (mm)				
		JSBI-10	228	228	135	58	14
JSBI-25	279	279	140	86	26		
JSBI-50	304	15	95	131	31		

RSB 中孔螺紋墊塊 Mounting Block

 RSB  ASW-51  ASW-53  ASW-102	 RSB-5, 10, 15, 25  ASW-51  ASW-53  ASW-102	型號 Model No.	尺寸 Dimensions (mm)							
		RSB-5	1-1/2"-16	88	76	-	25	-	-	-
RSB-10	2-1/4"-14	114	88	-	25	-	-	-		
RSB-15	2-3/4"-16	101	114	-	38	-	-	-		
RSB-25	3-15/16"-12	127	165	-	50	-	-	-		
ASW-51	1-1/2"-16	70	59	10	24	54	1/4"-20	41		
ASW-53	1-1/2"-16	72	7	7	19	57	1/4"-20	10		
ASW-102	2-1/4"-14	100	82	16	30	76	7/16"-20	58		

綜合下列資訊，選擇最正確的產品組合 Complete the following information to select the right products:

油缸選擇 Cylinder Selection	要件 Question:	需求 Tips/ help:
	總需求噸數: Total force required in tons: 油缸需求數量: Number of cylinders required: 每支油缸出力噸數: Force per cylinder in ton: 揚程需求: Stroke required: 單動或雙動 (D/A): Sing or double-acting (D/A): 主軸樣式需求: Type of plunger required: 本身高需求: Collapsed height required: 選配墊塊需求: Optional saddle require: 油缸基座: Cylinder base: 油缸附件: Cylinder attachments:	總荷載 Total load 舉升的點 Number of lifting points 應該以油缸能力的80%來計算 Should be 80% of total cylinder cap 主軸行程 Plunger travel 雙動油缸適用於要求拉力或回縮速度 D/A used when pull force is required, or retract speed is critical 中空或實心式 Hollow or Solid 傾斜、溝槽或平面型 Tilt, Grooved or Flat 增加穩定性 Improves stability 擴充功能 Expanded functions
	驅動來源: <input type="checkbox"/> 手動 <input type="checkbox"/> 電動 <input type="checkbox"/> 氣動 <input type="checkbox"/> 汽油 Available power source: <input type="checkbox"/> Manual <input type="checkbox"/> Electric <input type="checkbox"/> Compressed Air <input type="checkbox"/> Petrol 手動泵浦 Hand pump 單動-或雙動操作: Single- or double-acting operation: 電動或氣動泵浦 Electric or Compressed Air pump 輕便型要求: Need for portability: 循環功率: Duty cycle: 可用油量需求: Required usable oil capacity: 伏特要求: Available Voltage: 與升速度: (重要/不重要) Lifting Speed: (important/ not important) 操作樣式: Type of control: 動作/功能樣式: Type of actuation / function: 配件: Accessories:	不適用於高循環使用 Not for high cycle applications 雙動系統需使用4-口式閥類 Use 4-way valve for D/A applications 間歇性或持續性使用 Intermittent or extended 間歇性使用=1.2* 使用油量 Intermittent=1.2* oil capacity 持續循環使用=2* 使用油量 high cycle=2* oil capacity 手動/遙控操作 Manual/ remote pendant 前進/持壓/回縮 Advance/ hold/ retract 過濾修理包、水平開關、滾動軸.. Filter kit, Level Switch, Roll bar..
系統零件 System Components	油管需求及長度: Number of hose and length required: 多通閥或T型接頭: Manifold or tee: 每個分流閥擴充的油管數: Extra hose per manifold: 壓力錶需求(kN, psi or bar 刻度表示): Gauge(kN, psi or bar scale): 錶接頭: Gauge adapter: 配件: Fitting: 壓力釋放安全閥: Pressure Relief Safety Valve: 持荷載閥: Load-holding valve(s): 液壓油: Hydraulic oil:	