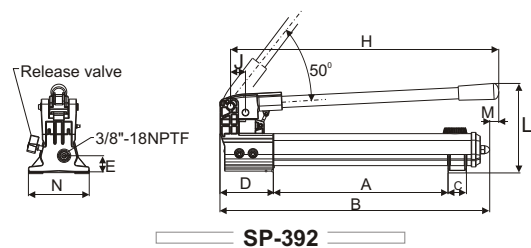


SP-392 雙速、輕量型手動泵浦

- 內建洩壓閥防止超荷使用。
- 塑鋼材質油箱及鋁合金油泵座，輕便耐用。
- 採用雙速操作手柄揚程較單速操作減少78%。
- 省力手柄設計。
- 手柄勾鎖設計、質輕易攜帶。
- 絕緣把手維護使用者安全。



Light Weight, Two-speed Hand Pump

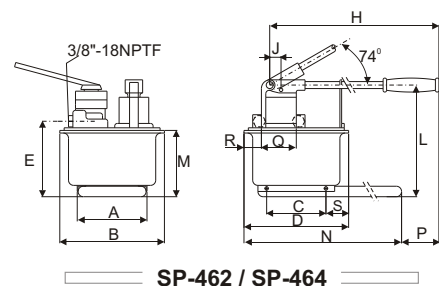
- ※ Internal pressure relief valve for overload protection.
- ※ Durable glass-filled nylon reservoir and nylon encapsulated aluminum pump baser for maximum corrosion resistance.
- ※ Two speed operation reduces handle strokes by as much as 78% over single speed pumps.
- ※ Lower handle effort to minimize operator fatigue.
- ※ Handle lock and lightweight construction for easy carrying.
- ※ Non-conductive fiberglass handle for operator safety.



SP-392

SP-46 雙速、鋼製手動泵浦

- 內建洩壓閥防止超荷使用。
- SP-464安裝4口方向閥適於操作雙動油壓缸。
- 大型油箱適用於較大油量油壓缸或液壓工具。



Steel, Two-speed Hand Pump

- ※ Internal pressure relief valve for overload protection.
- ※ 4-Way valving on the SP-464 for operation of double-acting cylinder.
- ※ Large oil capacity to power a wide range of cylinders or tools.



SP-462

SPHA 鋁製手動泵浦


- 省力手柄設計。
- 整體鋁合金結構，人體工學洩壓閥旋鈕設計，省力旋轉。
- 強力鋁合金設計，輕巧易攜。

Aluminum Hand Pump

- ※ SUN RUN's hand pumps are always featured with their rugged construction and low handle efforts.
- ※ All Aluminum Alloy construction and hand size release knobs that with anti-losing mechanism are truly suitable to industrial requirement and your daily work.
- ※ Special design with Aluminum Alloy construction as much light weight is ideally for easy portability and maneuvering.



SPHA-1500



其他選配說明

假如您需加裝4口方向閥來操作雙動油壓缸，請依下列規範字尾增加編號。

加裝4口方向閥：型號D

案例：SPHA-1500 選配4口方向閥，訂購型號改為 SPHA-1500D 相關技術查詢請與SUN RUN取得聯繫。

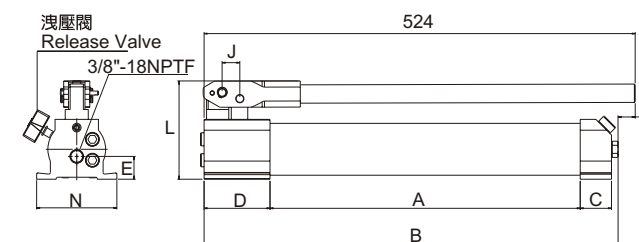
Optional Features

To add optional features to your pump, add the follow suffixes to the end of the model number.


4 ways control Valve : Model D

Example :

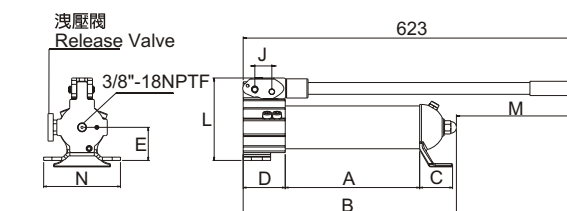
SPHA-1500 with 4 ways control valve, order: SPHA-1500D. Technical specifications for these features are available from SUN RUN.



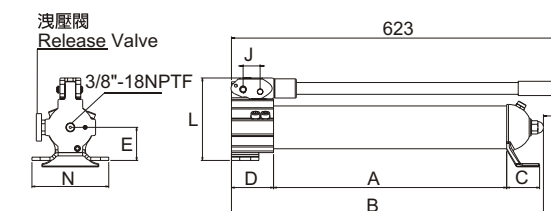
SPHA-500



SPHA-500



SPHA-750



SPHA-1500

型號 Model Number	泵浦類型 Pump Type	有效油量 Usable Oil Capacity (cm ³)	輸出壓力 Pressure Rating		輸出油量 Oil Displacement per Stroke		最大施力 Max. Handle Effort (kg)	行程 Piston Stroke (mm)	外型尺寸 Dimensions(mm)		
			1 st stage	2 nd stage	1 st stage	2 nd stage			A	B	C
			(bar)		(cm ³)						
SP-392	雙速	901	13	700	11.26	2.47	42.2	25.4	344	533	36
SP-462	Two - Speed	7423	14	700	126.20	4.75	50.0	38.1	210	308	163
SP-464		7423	14	700	126.20	4.75	50.0	38.1	210	308	163

型號 Model Number	外型尺寸 Dimensions(mm)											重量 Weight (kg)
	D	E	H	J	L	M	N	P	Q	R	S	
SP-392	99	33	522	30	177	16	120	—	—	—	—	4.1
SP-462	320	195	671	25	270	175	650	92	—	—	80	27.7
SP-464	320	195	671	25	270	175	650	92	89	68	80	27.7

型號 Model Number	泵浦類型 Pump Type	有效油量 Usable Oil Capacity (cc)	輸出壓力 Pressure Rating		輸出油量 Oil Displacement per Stroke		行程 Piston Stroke (mm)	外型尺寸 Dimensions(mm)											重量 Wt. (include oil) (kg)
			1 st stage	2 nd stage	1 st stage	2 nd stage		A	B	C	D	E	J	L	M	N			
			(bar)		(cm ³)														
SPHA-500	雙速	500	14	700	6.28	1.57	20	377	503	38	80.1	27.7	22	119.4	21	97.5	4.5		
SPHA-750	Two - Speed	750	14	700	12.5	2.8	21	245	389	60	76.7	60.3	31	150.3	234	140	5.6		
SPHA-1500		1500	14	700	12.5	2.8	21	425	568	60	76.7	60.3	31	150.3	54	140	5.0		